
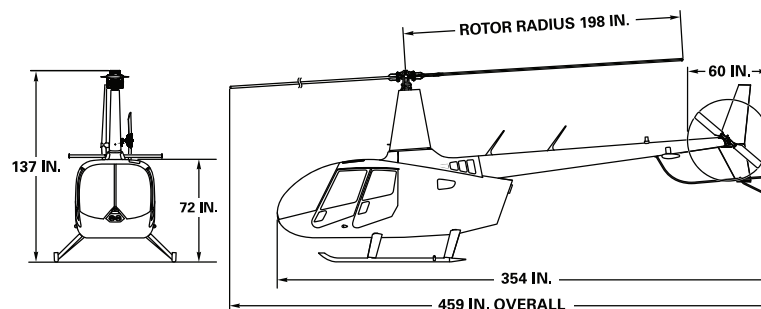
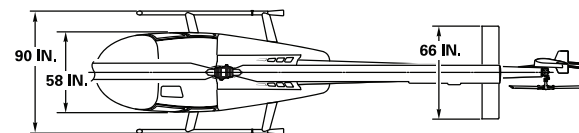


CUSTOMIZE Your R66

- Air conditioning for enhanced comfort in any climate.
- Auxiliary fuel tanks for extended range and exploring new destinations.
- Cargo hook system for lifting and transportation of up to 1,200 pounds.
- Heated seats for added warmth in colder weather.
- Bose A30 headsets for superior audio clarity and noise cancellation.
- Rear center console for convenient storage and flexible seating configurations.



Helicopter	R66 Turbine	R66 Turbine Marine with Pop-Out Floats
Engine	Rolls-Royce RR300 Turbine	Rolls-Royce RR300 Turbine
Horsepower	300 shp turboshaft; derated to 270 shp takeoff & 224 shp continuous	300 shp turboshaft; derated to 270 shp takeoff & 224 shp continuous
Maximum Gross Weight	2700 lb (1225 kg)	2700 lb (1225 kg)
Approximate Empty Weight (Including Oil & Std Avionics)	1290 lb (585 kg)	1355 lb (615 kg)
Fuel Capacity / Weight	73.6 gal / 493 lb (224 kg)	73.6 gal / 493 lb (224 kg)
Pilot, Passengers, and Baggage (with Maximum Fuel)	917 lb (416 kg)	852 lb (386 kg)
Maximum Airspeed (Vne) at Maximum Gross Weight	130 kts (240 km/h)	130 kts (240 km/h)
Cruise Speed at Maximum Gross Weight	up to 110 kts (204 km/h)	up to 110 kts (204 km/h)
Maximum Range (No Reserve)	approx 350 nm (650 km)	approx 350 nm (650 km)
Hover Ceiling IGE at Maximum Gross Weight	over 10,000 ft	over 10,000 ft
Hover Ceiling OGE at Maximum Gross Weight	over 10,000 ft	over 10,000 ft
Rate of Climb	over 1000 fpm	over 1000 fpm
Maximum Operating Altitude	14,000 ft	14,000 ft
Electrical System	28 volt	28 volt



© Robinson Helicopter Company. Robinson and R66 are registered trademarks of Robinson Helicopter Company. All other trademarks or registered trademarks are property of their respective companies. (Feb. 2024)

Climb Higher

Experience the R66 Turbine.
Contact your local Robinson Helicopter dealer today.



2901 Airport Drive
Torrance, CA 90505 USA
www.robinsonheli.com • 310-539-0508



R66 Turbine

Power, Performance, and Accessibility for Professionals and Enthusiasts



CLASS LEADING

Reliability & Economy

- Proven Rolls-Royce RR300 engine delivers dependable performance with 1.7 million+ flight hours flown worldwide.
- Two-plus-three configuration and flexible options cater to corporate travel, family adventures, and utility missions.
- Spacious cabin, ample legroom, and panoramic windows enhance comfort and visibility.
- The R66 Turbine Marine variant offers pop-out floats for confident over-water operation.

STANDARD

Safety Features

- Energy-absorbing seats, 4K cockpit camera, and robust fuel system prioritize occupant well-being.
- Crashworthy fuel system minimizes leakage risk, enhancing overall safety.
- Optional: Autopilot, bird-strike-resistant windshields, and NVG-compatible cockpits showcase Robinson's commitment to continuous safety improvements.



SCHEDULED

Ownership & Maintenance

- Spend more time flying and less time managing logistics.
- Life-limited components with 2000+ hour service lives reduce maintenance costs.
- 100-hour oil changes; 2000-hour airframe TBO, and 2000-hour/3000-cycle engine TBO minimize downtime.
- The two-bladed rotor system minimizes hangar space requirements.

UNMATCHED

Warranty & Support

- Two-year or 1000-hour limited aircraft warranty for peace of mind.
- Robinson's comprehensive support network ensures you're always well-equipped to fly with confidence.



INTUITIVE

Cockpit Design

- Standard instruments and optional glass avionics from Garmin provide clear information and intuitive operation.
- Strategically arranged instruments and ergonomic controls ensure precise handling in all conditions.
- Configure the information display to your preference and focus on the joy of flying.

