



# R22 Beta II

Delivering Performance, Reliability, and Affordability



## TRUSTED

# Dependability & Value

- Proven workhorse, delivering class-leading performance for 45 years.
- Powered by Lycoming's renowned O-360 engine, derated for unmatched reliability and reserve power.
- Crafted with a lightweight yet sturdy airframe and an aerodynamically refined fuselage, the R22 aircraft maximizes airspeed and fuel efficiency.
- Two-bladed main rotor system maximizes efficiency and minimizes hangar space requirements.

## STANDARD

# Safety Features

- Energy-absorbing seats, 4K cockpit camera, and robust fuel system prioritize occupant well-being.
- Crashworthy fuel system enhances overall safety.
- Carburetor heat assist enhances safety and reduces pilot workload.
- Optional: Bird-strike-resistant windshields showcase Robinson's commitment to continuous safety improvements.



## SCHEDULED

# Ownership & Maintenance

- Enjoy more time flying and less time managing logistics.
- Life-limited components with 2200-hour or 12-year service lives reduce maintenance costs.
- 100-hour oil changes; engine and airframe have TBOs of 2200 hours or 12 years, whichever comes first.
- A straightforward maintenance schedule simplifies flying and ownership.

## UNMATCHED

# Warranty & Support

- Two-year or 1000-hour limited aircraft warranty for peace of mind.
- Robinson's extensive support network guarantees that you're prepared to fly with confidence.





**DISTINCTIVE**

# Cockpit Design

- Standard instruments and optional glass avionics from Garmin provide clear information and increase situational awareness.
- Strategically arranged instruments provide the pilot with instantly accessible information on aircraft performance.
- Ergonomic controls ensure precise handling in all conditions.



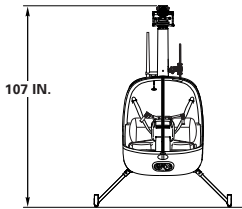
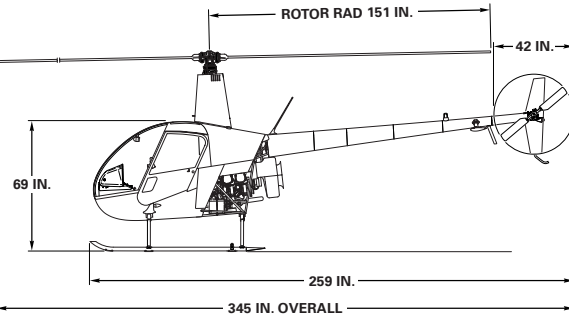
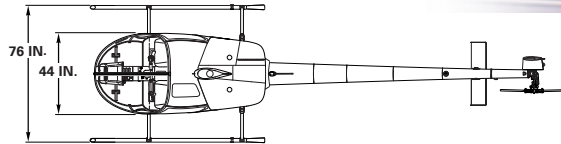
**CUSTOMIZE**

# Your R22

- Leather seats in tan, gray, or charcoal.
- Cabin heater and defogger.
- Engine priming system.
- Xenon HID landing lights.
- Bose A30 headsets for superior audio clarity and noise cancellation.



<b>Helicopter</b>	<b>R22 Beta II</b>
Engine	Lycoming O-360, four cylinder, carbureted
Horsepower	derated to 131 hp takeoff & 124 hp continuous
Maximum Gross Weight	1370 lb (622 kg)
Approximate Empty Weight (Including Oil & Std Avionics)	880 lb (399 kg)
Standard Fuel Capacity / Weight	16.9 gal capacity / 101 lb (46 kg)
Auxiliary Fuel Capacity / Weight	9.4 gal capacity / 56 lb (25 kg)
Pilot, Passengers, and Baggage (with Standard Fuel)	389 lb (176 kg)
Maximum Airspeed (Vne) at Maximum Gross Weight	102 kts (189 km/h)
Cruise Speed at Maximum Gross Weight	up to 95 kts (176 km/h)
Maximum Range (No Reserve)	approx 250 nm (460 km)
Hover Ceiling IGE at Maximum Gross Weight	9400 ft at 1370 lb
Hover Ceiling OGE at Maximum Gross Weight	5000 ft at 1370 lb
Hover Ceiling OGE at 1300 lb	8000 ft at 1300 lb
Maximum Operating Altitude	14,000 ft
Electrical System	14 volt



## Climb Higher

Experience the R22 Beta II.

Contact your local Robinson Helicopter dealer today.



2901 Airport Drive  
 Torrance, CA 90505 USA  
[www.robinsonheli.com](http://www.robinsonheli.com) • 310-539-0508