

CHAPTER 52

DOORS AND WINDOWS

<i>Figure</i>	<i>Title</i>	<i>Page</i>
52-1	Forward Door Assembly . . . . .	52.0
52-7	Aft Door Assembly . . . . .	52.6
52-11	Aft Door Assembly – R44 Cadet . . . . .	52.10
52-13	Windshield Installation . . . . .	52.12
52-17	Windshield Installation – Impact-Resistant (Polycarbonate) . . . . .	52.16
52-21	Windshield Installation – Impact-Resistant (Polycarbonate) . . . . .	52.20

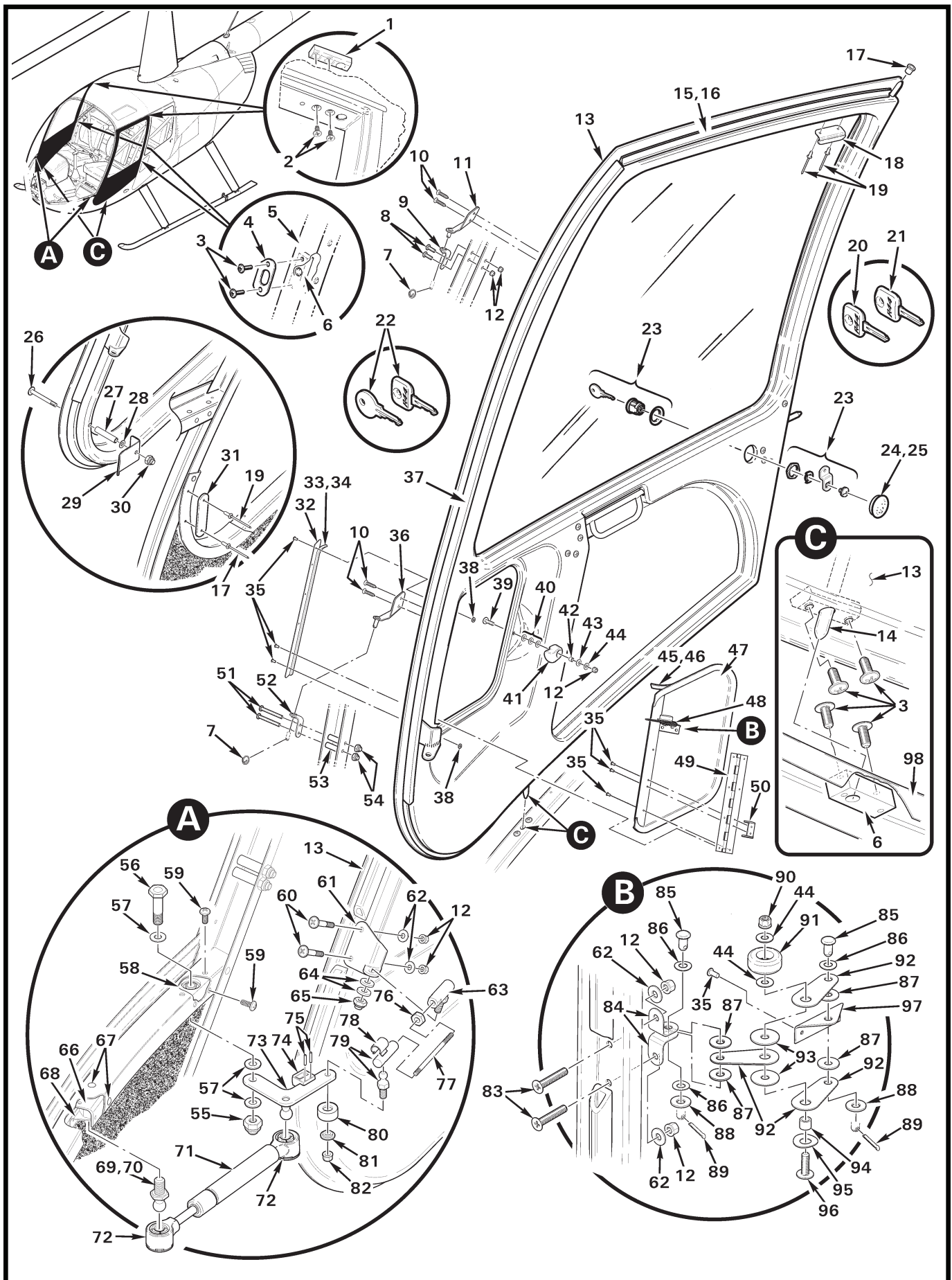


FIGURE AND INDEX NUMBER	PART NUMBER	DESCRIPTION	PARTS AVAIL	QTY PER ASSY
<b>FORWARD DOOR ASSEMBLY</b>				
52-1-1	C537-16	Block . . . . .	X	2
2	93195A322	Screw . . . . .	X	4
3	AN525-832R6	Screw . . . . .	X	2
4	C538-1	Plate . . . . .	X	1
5	C403	Door Post (Ref)		
6	C537-11	Block . . . . .	X	2
7	B427-1	Ring – Cotter . . . . .	X	2
8	MS27039C0807	Screw . . . . .	X	2
9	A228-1	Hinge Assembly (RH and LH, upper) . . . . .	X	1
10	MS51861-37C	Screw (self-tapping) . . . . .	X	4
11	C227-4	Hinge Assembly (RH, upper) . . . . .	X	1
	C227-3	Hinge Assembly (LH, upper) . . . . .	X	1
12	MS21042L08	Nut . . . . .	X	7
13	C026-012*	Door Assembly** (RH, clear; includes items 7, 14, 15, 18 thru 22, 24, 26, 30 thru 47, 52 thru 54, 73 thru 76, and 78 thru 86)	X	1
	C026-011*	Door Assembly** (LH, clear; includes items 7, 14, 15, 18 thru 22, 24, 26, 30 thru 47, 52 thru 54, 73 thru 76, and 78 thru 86; not shown) . . . . .	X	1
	C026-022*	Door Assembly** (RH, light tint; includes items 7, 14, 15, 18 thru 22, 24, 26, 30 thru 47, 52 thru 54, 73 thru 76, and 78 thru 86; not shown) . . . . .	X	1
	C026-021*	Door Assembly** (LH, light tint; includes items 7, 14, 15, 18 thru 22, 24, 26, 30 thru 47, 52 thru 54, 73 thru 76, and 78 thru 86; not shown) . . . . .	X	1
	C026-032*	Door Assembly** (RH, bubble, clear; includes items 7, 14, 15, 18 thru 22, 24, 26, 30 thru 47, 52 thru 54, 73 thru 76, and 78 thru 86; not shown) . . . . .	X	1
	C026-031*	Door Assembly** (LH, bubble, clear; includes items 7, 14, 15, 18 thru 22, 24, 26, 30 thru 47, 52 thru 54, 73 thru 76, and 78 thru 86; not shown) . . . . .	X	1
	C026-042*	Door Assembly** (RH, bubble, tinted; includes items 7, 14, 15, 18 thru 22, 24, 26, 30 thru 47, 52 thru 54, 73 thru 76, and 78 thru 86; not shown) . . . . .	X	1
	C026-041*	Door Assembly** (LH, bubble, tinted; includes items 7, 14, 15, 18 thru 22, 24, 26, 30 thru 47, 52 thru 54, 73 thru 76, and 78 thru 86; not shown) . . . . .	X	1

NOTES \* Will be shipped painted white.  
 \*\* Ship S/N 2380 and prior, S/N 10001 thru 13760 may require KI-244, unless kit was previously installed, or doors with item 14 were factory-installed.

Continues

FIGURE AND INDEX NUMBER	PART NUMBER	DESCRIPTION	PARTS AVAIL	QTY PER ASSY
FORWARD DOOR ASSEMBLY (Cont'd)				
52-1-14	C224-13	Rod Assembly (Ref)		
15	A226-2	Seal (bond using item 16) . . . . .	X	A/R
16	B270-18	Adhesive (5-oz. tube) . . . . .	X	A/R
17	2017	Bushing . . . . .	X	1
	NAS557-4B	Grommet (earlier R44s) . . . . .	X	1
18	C223-1	Angle . . . . .	X	2
19	B204-1*	Rivet (blind; alternate part no. 01610-11041) . . . . .	X	A/R
20	D768-2	Key – Blank (black plastic-coated brass key, "R44" logo) . . . . .	X	2
21	D768-10	Key – Blank (black plastic-coated, "R44" logo; earlier R44s) . . . . .	O	1
22	R8427	Key – Duplicate (black plastic-coated brass key, "R44" logo)	X	1
	R8096	Key – Duplicate (small brass key without black plastic coating or "R44" logo) . . . . .	X	1
23	A556-1	Door Lock (with 2 keys, round head) . . . . .	X	1
	A556-3	Door Lock (with 2 keys, square head; earlier R44s, not shown) . . . . .	O	1
24	2713	Hole Plug (bond using item 25) . . . . .	X	1
25	B270-9	Adhesive (2-oz. kit) . . . . .	X	A/R
26	AN525-832R24*	Screw . . . . .	X	1
27	C130-19*	Spacer . . . . .	X	1
28	NAS1149FN816P	Washer (as required for shimming) . . . . .	X	A/R
29	A768-2*	Clip (RH) . . . . .	X	1
	A768-1*	Clip (LH; not shown) . . . . .	X	1
30	B340-4*	Nut . . . . .	X	2
31	A767-1*	Rub Strip (RH and LH) . . . . .	X	2
32	C682-2	Barrier . . . . .	X	1
33	A226-3	Seal (bond using item 34) . . . . .	X	A/R
34	B270-8.2OZ	Adhesive (2-oz. container) . . . . .	X	A/R
35	MS20470AD3	Rivet . . . . .	X	13
36	C227-2	Hinge Assembly (RH, lower) . . . . .	X	1
	C227-1	Hinge Assembly (LH, lower) . . . . .	X	1
37	A226-6	Seal (forward door edge, self-adhesive) . . . . .	X	A/R
38	NAS1149FN232P	Washer . . . . .	X	2

NOTES \* Earlier doors (C026 Rev AG or prior).

Continues

FIGURE AND INDEX NUMBER	PART NUMBER	DESCRIPTION	PARTS AVAIL	QTY PER ASSY
FORWARD DOOR ASSEMBLY (Cont'd)				
52-1-39	AN525-832R10	Screw . . . . .	X	1
40	NAS1149FN816P	Washer (or NAS1149FN832P for proper seal compression) . .	X	A/R
41	C285-1	Knob . . . . .	X	1
42	C130-5	Spacer . . . . .	X	1
43	U216-0100-S	Spring Washer (alternate part no. U216-0100S or U216-0100) . . . . .	X	1
44	NAS1149FN816P	Washer . . . . .	X	2
45	A226-7	Seal (bond using item 46; 3 sides of vent door) . . . . .	X	A/R
46	B270-8.2OZ	Adhesive (2-oz. container) . . . . .	X	A/R
47	C425-2	Vent Door (RH, forward; door only) . . . . .	X	1
	C425-1	Vent Door (LH, forward; door only) . . . . .	X	1
48	A425-17	Arm Assembly (LH and RH; includes items 44, and 84 thru 97) . . . . .	X	1
49	C425-5	Hinge . . . . .	X	1
50	B242-2	Stop . . . . .	X	1
51	MS27039C0824	Screw . . . . .	X	2
52	C228-1	Hinge Assembly . . . . .	X	1
53	C130-37	Spacer . . . . .	X	2
54	B340-4	Nut . . . . .	X	4
55	B340-10	Nut . . . . .	X	1
56	NAS6604-12	Bolt . . . . .	X	1
57	NAS1149F0432P	Washer . . . . .	X	3
58	D573-1	Block . . . . .	X	1
59	MS27039C0806	Screw . . . . .	X	4
60	AN525-832R16	Screw . . . . .	X	2
61	D574-4	Bracket (RH) . . . . .	X	1
	D574-3	Bracket (LH, not shown) . . . . .	X	1
62	NAS1149FN832P	Washer . . . . .	X	2
63	D575-3	Ball Joint . . . . .	X	1
64	NAS1149F0363P	Washer . . . . .	X	2
65	B340-8	Nut . . . . .	X	2
66	D573-3	Block (install using item 67) . . . . .	X	1

NOTES

Continues

FIGURE AND INDEX NUMBER	PART NUMBER	DESCRIPTION	PARTS AVAIL	QTY PER ASSY
<b>FORWARD DOOR ASSEMBLY (Cont'd)</b>				
52-1-67	MS20470AD4	Rivet . . . . .	X	6
68	D573-5	Angle . . . . .	X	1
69	C394-2	Ball Stud (use item 70 on threads) . . . . .	X	1
70	B270-10	Adhesive (1.69-oz. bottle) . . . . .	X	A/R
71	D575-1	Gas Spring . . . . .	X	1
72	PS130	End Connector . . . . .	X	2
73	D574-2	Arm Assembly (RH; includes items 74 and 75) . . . . .	X	1
	D574-1	Arm Assembly (LH, not shown; includes items 74 and 75) . . . . .	X	1
74	D573-7	Bumper . . . . .	X	1
75	MS16562-4	Spring Pin . . . . .	X	2
76	AN315-3R	Nut . . . . .	X	1
77	D573-4	Rod . . . . .	X	1
78	P-8100	Clip . . . . .	X	1
79	D575-2	Ball Joint (Incl item 78) . . . . .	X	1
80	C119-3	Bumper . . . . .	X	1
81	B138-2	Spacer . . . . .	X	1
82	D210-3	Nut . . . . .	X	2
83	MS24694-S11	Screw . . . . .	X	2
84	A425-19	Clip . . . . .	X	2
85	MS20392-2C7	Pin . . . . .	X	2
86	U190-0090-S	Spring Washer (alternate part no. U190-0090S) . . . . .	X	3
87	A141-8	Washer . . . . .	X	4
88	NAS1149F0332P	Washer . . . . .	X	2
89	MS24665-151	Cotter Pin . . . . .	X	2
90	MS21042L08	Nut . . . . .	X	1
91	A431-1	Knob . . . . .	X	1
92	A425-7	Arm . . . . .	X	3
93	A141-7	Washer . . . . .	X	2
94	A105-7	Journal . . . . .	X	1
95	CRV-26152	Spring Washer (alternate part no. U250-0185-S or U250-0185) . . . . .	X	1
96	AN525-832R8	Screw . . . . .	X	1

NOTES

Continues

FIGURE AND INDEX NUMBER	PART NUMBER	DESCRIPTION	PARTS AVAIL	QTY PER ASSY
<b>FORWARD DOOR ASSEMBLY (Cont'd)</b>				
52-1-97	A425-13	Angle . . . . .	X	1
98	C238-8	Sill (Ref, RH)		
	C238-7	Sill (Ref, LH; not shown)		
		* * *		
99	KI-244-1 *	(LH) R44-series Forward Door Kit Instructions (For upgrading to forward doors with C224-13 rod assembly [bottom latching rod, door not included].) . . . . .	X	A/R
	KI-244-2 *	(RH) R44-series Forward Door Kit Instructions (see above) . . .	X	A/R
100	KI-259	R44/R66 Door Closure Assist Finger Tab Installation Kit Instructions (installs item 18) . . . . .	X	A/R

**NOTES** \* Ship S/N 2380 and prior, S/N 10001 thru 13760 may require KI-244, unless kit was previously installed, or doors with item 14 were factory-installed.

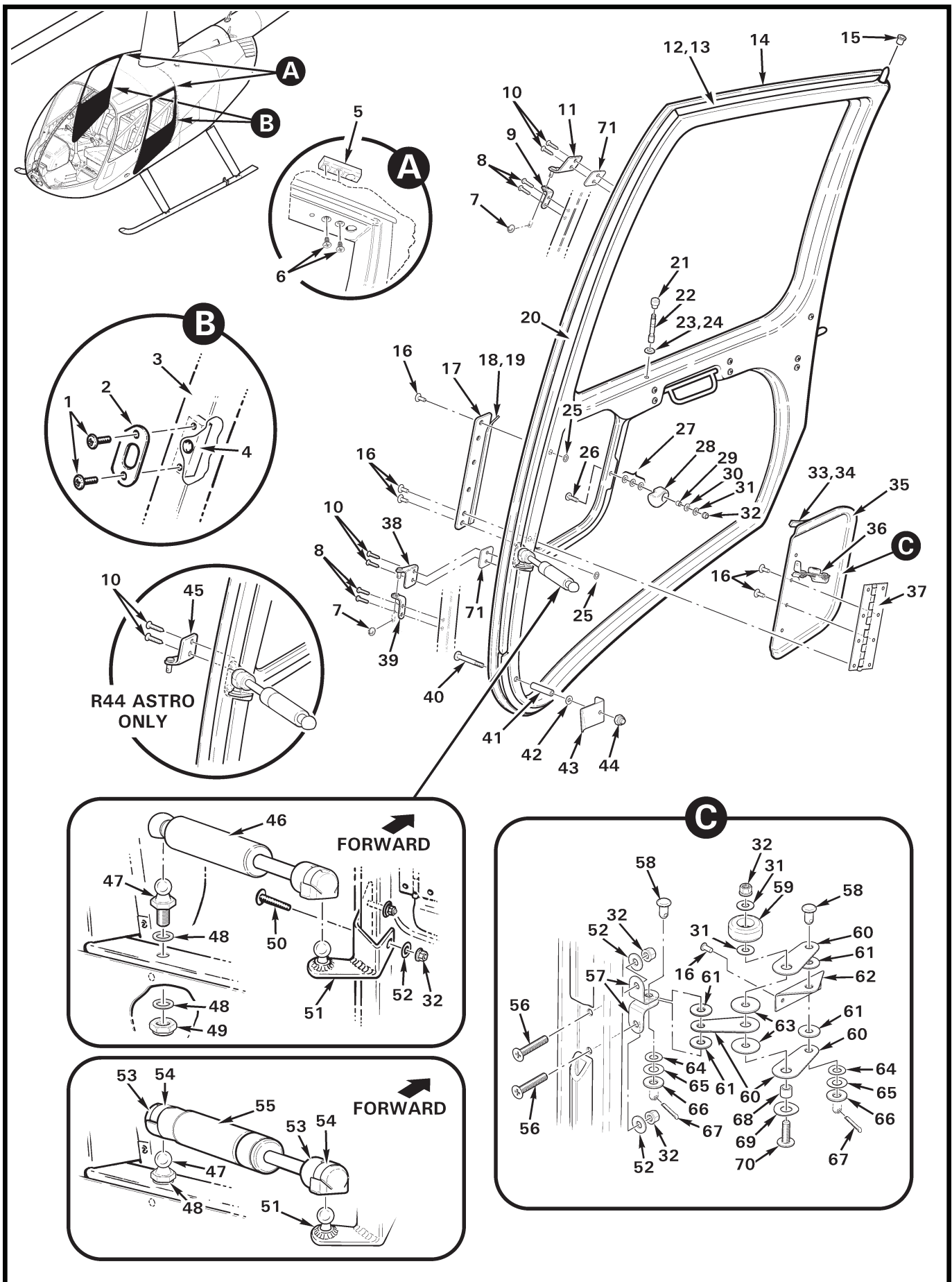




FIGURE AND INDEX NUMBER	PART NUMBER	DESCRIPTION	PARTS AVAIL	QTY PER ASSY
		<b>AFT DOOR ASSEMBLY*</b>		
52-7-1	AN525-832R6	Screw (do not substitute MS27039 screws) . . . . .	X	2
2	C538-1	Plate . . . . .	X	1
3	C238	Door Jamb (Ref)		
4	C537-11	Block . . . . .	X	1
5	C537-16	Block . . . . .	X	1
6	D216-2	Screw (or 93195A322) . . . . .	X	2
7	B427-1	Ring – Cotter . . . . .	X	2
8	MS27039C0810	Screw . . . . .	X	4
9	A228-1	Hinge . . . . .	X	1
10	MS51861-37C	Screw . . . . .	X	4
11	C389-4	Hinge Assembly (RH, upper) . . . . .	X	1
	C389-3	Hinge Assembly (LH, upper) . . . . .	X	1
12	A226-2	Seal (bond using item 13) . . . . .	X	A/R
13	B270-18PT	Adhesive . . . . .	X	A/R
14	C026-014**	Door Assembly (RH, clear; includes items 12, 13, 15, 16 thru 37, 49, and 50) . . . . .	X	1
	C026-013**	Door Assembly (LH, clear; includes items 12, 13, 15, 16 thru 37, 49, and 50; not shown) . . . . .	X	1
	C026-024**	Door Assembly (RH, light tint; includes items 12, 13, 15, 16 thru 37, 49, and 50; not shown) . . . . .	X	1
	C026-023**	Door Assembly (LH, light tint; includes items 12, 13, 15, 16 thru 37, 49, and 50; not shown) . . . . .	X	1
	C026-034**	Door Assembly (RH, bubble, clear; includes items 12, 13, 15, 16 thru 37, 49, and 50; not shown) . . . . .	X	1
	C026-033**	Door Assembly (LH, bubble, clear; includes items 12, 13, 15, 16 thru 37, 49, and 50; not shown) . . . . .	X	1
	C026-044**	Door Assembly (RH, bubble, light tint; includes items 12, 13, 15, 16 thru 37, 49, and 50; not shown) . . . . .	X	1
	C026-043**	Door Assembly (LH, bubble, light tint; includes items 12, 13, 15, 16 thru 37, 49, and 50; not shown) . . . . .	X	1
	C026-054**	Door Assembly (RH, dark tint; includes items 12, 13, 15, 16 thru 37, 49, and 50; not shown) . . . . .	X	1
	C026-053**	Door Assembly (LH, dark tint; includes items 12, 13, 15, 16 thru 37, 49, and 50; not shown) . . . . .	X	1
	C026-064**	Door Assembly (RH, bubble, dark tint; includes items 12, 13, 15, 16 thru 37, 49, and 50; not shown) . . . . .	X	1
	C026-063**	Door Assembly (LH, bubble, dark tint; includes items 12, 13, 15, 16 thru 37, 49, and 50; not shown) . . . . .	X	1

NOTES \* Ship S/N 0001 thru 9999, and S/N 10001 thru 29999.

\*\* Will be shipped painted white.

Continues

FIGURE AND INDEX NUMBER	PART NUMBER	DESCRIPTION	PARTS AVAIL	QTY PER ASSY
AFT DOOR ASSEMBLY (Cont'd)				
52-7-15	2017	Bushing . . . . .	X	1
	NAS557-4B	Grommet (not shown, earlier R44s) . . . . .	X	1
16	MS20470AD3	Rivet . . . . .	X	12
17	C682-1	Barrier . . . . .	X	1
18	A226-3	Seal (bond using item 19) . . . . .	X	A/R
19	B270-8.2OZ	Adhesive (2-oz. container) . . . . .	X	A/R
20	A226-6	Seal . . . . .	X	A/R
21	A431-2	Knob (door lock) . . . . .	X	1
	1770	Knob (Ref; not shown, earlier R44s. Replaced by A431-2.)		
22	C544-1	Pin . . . . .	X	1
23	C26005	Washer (bond using item 24) . . . . .	X	1
24	B270-9	Adhesive (2-oz. kit) . . . . .	X	A/R
25	NAS1149FN232P	Washer . . . . .	X	2
26	AN525-832R	Screw . . . . .	X	1
27	NAS1149FN816P	Washer (or NAS1149FN832P for proper seal compression)	X	A/R
28	C285-1	Knob . . . . .	X	1
29	C130-5	Spacer . . . . .	X	1
30	U216-0100-S	Spring Washer (alternate part no. CRV-25134 or U216-0100)	X	1
31	NAS1149FN816P	Washer . . . . .	X	3
32	MS21042L08	Nut . . . . .	X	6
33	A226-7	Seal (bond using item 34; [3] sides of vent door) . . . . .	X	A/R
34	B270-8.2OZ	Adhesive (2-oz. container) . . . . .	X	A/R
35	C425-4	Vent Door (RH) . . . . .	X	1
	C425-3	Vent Door (LH) . . . . .	X	1
36	A425-17	Arm Assembly (LH and RH, includes items 31 [2], 32 [1], 57 thru 70) . . . . .	X	1
37	C425-5	Hinge . . . . .	X	1
38	C389-10	Hinge Assembly (RH, lower) . . . . .	X	1
	C389-9	Hinge Assembly (LH, lower) . . . . .	X	1
39	A228-2	Hinge . . . . .	X	1
40	AN525-832R24*	Screw . . . . .	X	1
41	C130-19*	Spacer . . . . .	X	1
42	NAS1149FN816P*	Washer (as required for shimming) . . . . .	X	A/R
43	A768-2*	Clip (RH) . . . . .	X	1
44	B340-4*	Nut . . . . .	X	1

NOTES \* Earlier R44s.

Continues

FIGURE AND INDEX NUMBER	PART NUMBER	DESCRIPTION	PARTS AVAIL	QTY PER ASSY
AFT DOOR ASSEMBLY (Cont'd)				
52-7-45	C389-2	Hinge Assembly (RH, lower; R44 Astro) . . . . .	X	1
	C389-1	Hinge Assembly (LH, lower; R44 Astro) . . . . .	X	1
46	C394-1	Gas Spring . . . . .	X	1
47	C394-2	Ball Stud . . . . .	X	1
48	C141-15	Washer . . . . .	X	2
49	21FKF-518	Nut . . . . .	X	1
50	MS27039C0816	Screw . . . . .	X	2
51	C393-2	Bracket Weldment (RH) . . . . .	X	1
	C393-1	Bracket Weldment (LH) . . . . .	X	1
52	NAS1149FN832P	Washer . . . . .	X	1
53	PC1249-2*	End Connector (Incl item 54) . . . . .	X	2
54	-	Clip (Ref)		
55	C394-1*	Gas Spring (Ref; revision I and prior no longer available)		
56	MS24694-S11	Screw . . . . .	X	2
57	A425-19	Clip . . . . .	X	2
58	MS20392-2C7	Clevis Pin . . . . .	X	2
59	A431-1	Knob . . . . .	X	1
60	A425-7	Arm . . . . .	X	3
61	A141-8	Washer . . . . .	X	4
62	A425-13	Angle . . . . .	X	1
63	A141-7	Washer . . . . .	X	2
64	U190-0090-S	Spring Washer (alternate part no. U190-0090 or CRV-26132)	X	2
65	NAS1149F0332P	Washer . . . . .	X	2
66	NAS1149F0316P	Washer . . . . .	X	2
67	MS24665-151	Cotter Pin . . . . .	X	2
68	A105-7	Journal . . . . .	X	1
69	U250-0185-S	Spring Washer (alternate part no. U250-0185 or CRV-26152)	X	1
70	B526-8	Screw . . . . .	X	1
71	C389-13	Shim ([1] maximum per hinge) . . . . .	X	A/R

NOTES \* Earlier R44s.

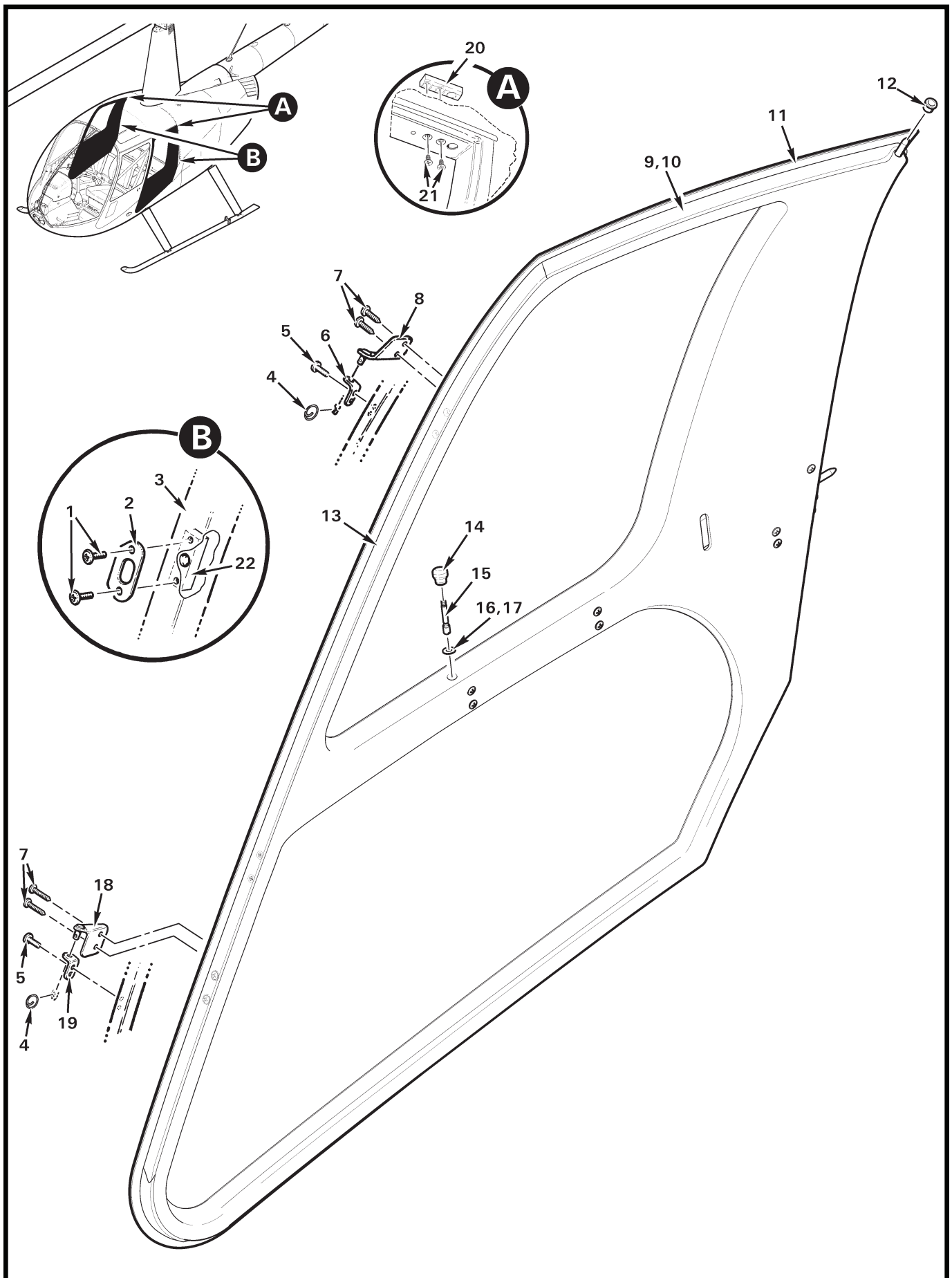


FIGURE AND INDEX NUMBER	PART NUMBER	DESCRIPTION	PARTS AVAIL	QTY PER ASSY
<b>AFT DOOR ASSEMBLY – R44 CADET*</b>				
52-11-1	AN525-832R6	Screw . . . . .	X	2
2	C538-1	Plate . . . . .	X	1
3	C238	Door Jamb (Ref)		
4	B427-1	Ring – Cotter . . . . .	X	2
5	MS27039C0809	Screw . . . . .	X	4
6	A228-1	Hinge . . . . .	X	1
7	MS51861-37C	Screw (self-tapping) . . . . .	X	4
8	C389-4	Hinge Assembly (RH, upper) . . . . .	X	1
	C389-3	Hinge Assembly (LH, upper; not shown) . . . . .	X	1
9	A226-2	Seal (install using item 10) . . . . .	X	A/R
10	B270-18	Adhesive (5-oz. tube) . . . . .	X	A/R
11	C026-224**	Door Assembly (RH, light tint; includes items 9, 13 thru 16) . . .	X	1
	C026-223**	Door Assembly (LH, light tint; includes items 9, 13 thru 16) . . .	X	1
	C026-254**	Door Assembly (RH, dark tint; includes items 9, 13 thru 16) . . .	X	1
	C026-253**	Door Assembly (LH, dark tint; includes items 9, 13 thru 16) . . .	X	1
12	2017	Bushing . . . . .	X	1
	NAS557-4B	Grommet (not shown, earlier R44s) . . . . .	X	1
13	A226-6	Seal (self-adhesive, front edge of door only) . . . . .	X	A/R
14	A431-2	Knob (door lock) . . . . .	X	1
	1770	Knob (not shown, earlier R44s) . . . . .	O	1
15	C544-1	Pin . . . . .	X	1
16	C26005	Washer (bond using item 17) . . . . .	X	1
17	B270-9	Adhesive (2-oz. kit) . . . . .	X	A/R
18	C389-10	Hinge Assembly (RH, lower) . . . . .	X	1
	C389-9	Hinge Assembly (LH, lower; not shown) . . . . .	X	1
19	A228-2	Hinge . . . . .	X	1
20	C537-16	Block . . . . .	X	2
21	93195A322	Screw . . . . .	X	4
22	C537-11	Block . . . . .	X	2

NOTES \* Ship S/N 30001 and subsequent.  
 \*\* Will be shipped painted white.

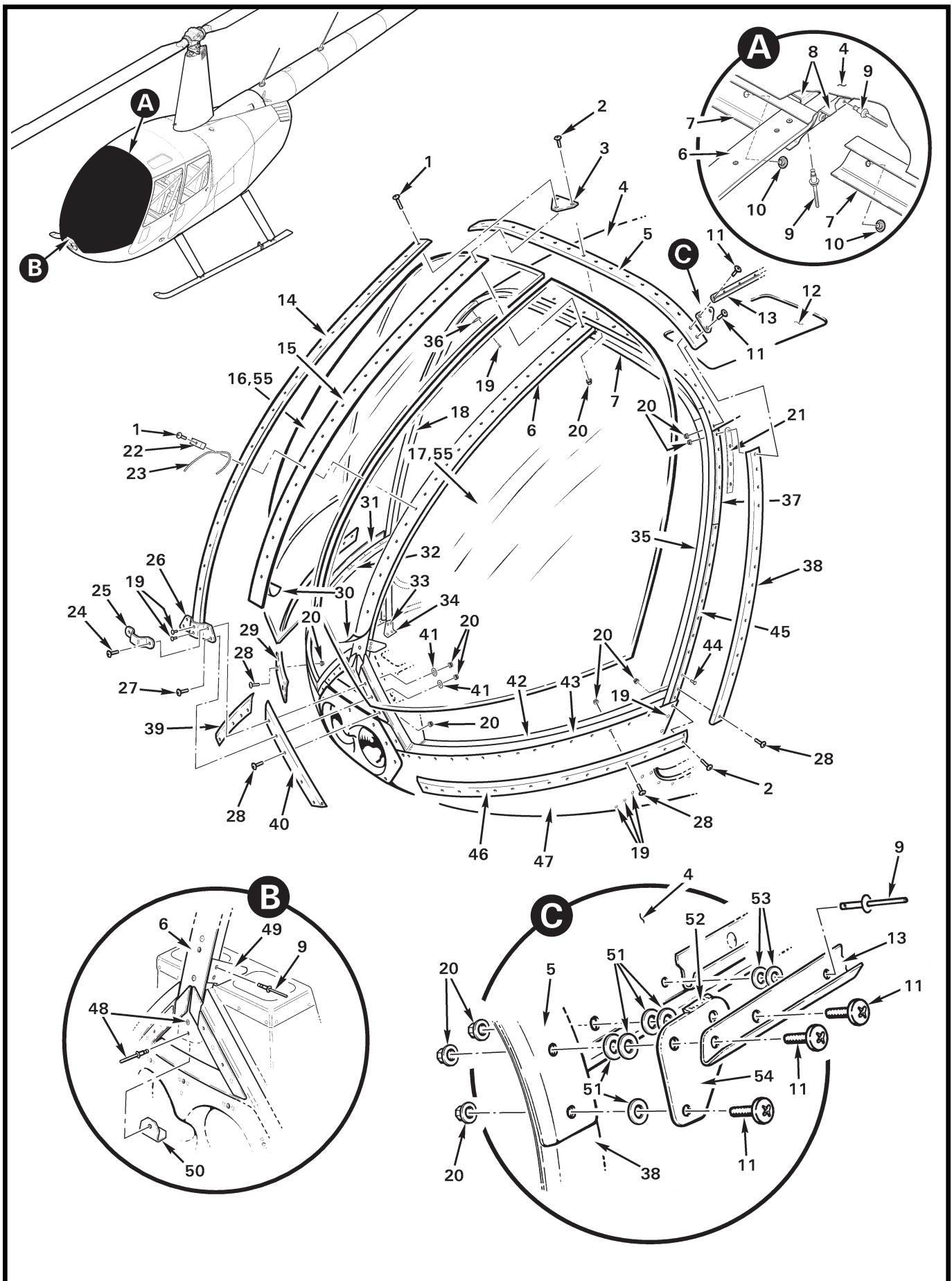


FIGURE AND INDEX NUMBER	PART NUMBER	DESCRIPTION	PARTS AVAIL	QTY PER ASSY
<b>WINDSHIELD INSTALLATION</b>				
52-13-1	AN526C832R12	Screw (do not substitute MS27039 screws) . . . . .	X	22
2	AN526C832R9	Screw (do not substitute MS27039 screws) . . . . .	X	10
3	B409-5	Gusset . . . . .	X	1
4	C273-1	Roof (Incl item 12) . . . . .	X	1
5	C238-29*	Retainer (apply item 52 to edges) . . . . .	X	1
6	C238-2	Bow Assembly (includes wires) . . . . .	X	1
7	C238-16	Frame (forward, roof) . . . . .	X	1
8	C238-23	Support . . . . .	X	1
9	NAS9301B-4-02	Rivet (blind; or NAS1919B04S02 as required) . . . . .	X	9
10	BPF-5MM	Plug . . . . .	X	8
11	AN526C832R9	Screw (or AN526C832R10 thru AN526C832R12 to obtain one thread minimum beyond nut) . . . . .	X	6
12	C273-3	Window (clear acrylic) . . . . .	X	1
13	C230-8*	Rain Gutter (RH, apply item 52 to edges) . . . . .	X	1
	C230-7*	Rain Gutter (LH, apply item 52 to edges) . . . . .	X	1
14	C367-12	Stiffener . . . . .	X	1
15	C367-10*	Retainer . . . . .	X	1
16	C274-2	Windshield** (RH, clear; install using item 55) . . . . .	X	1
	C274-4	Windshield** (RH, tinted; install using item 55) . . . . .	X	1
17	C274-1	Windshield** (LH, clear; install using item 55) . . . . .	X	1
	C274-3	Windshield** (LH, tinted; install using item 55) . . . . .	X	1
18	C238-4	Door Jamb (RH, forward; attach to cabin using items 25, 44, 33, and 34) . . . . .	X	1
19	MS20470AD4	Rivet . . . . .	X	38
20	MS21042L08	Nut . . . . .	X	90
21	C396-1	Shim . . . . .	X	A/R
22	B295-1	Clip (installed at 7th screw, from item 26, 8th screw with 10-hole console) . . . . .	X	1
23	—	Yaw String (Ref; yarn, white acrylic, 0.10 inch dia., 3-inch length each side of clip. Source locally.)		
24	MS27039C0810	Screw . . . . .	X	4
25	C366-5	Bracket . . . . .	X	1
26	C366-8	Retainer . . . . .	X	1
27	MS27039C0809	Screw . . . . .	X	2

NOTES \* Install using item 52.  
 \*\* See Figure 99-15 for shipping crate.

Continues

FIGURE AND INDEX NUMBER	PART NUMBER	DESCRIPTION	PARTS AVAIL	QTY PER ASSY
WINDSHIELD INSTALLATION (Cont'd)				
52-13-28	AN526C832R8	Screw (do not substitute MS27039 screws) . . . . .	X	78
29	C367-6*	Retainer (RH) . . . . .	X	1
30	C367-11	Tape . . . . .	X	A/R
31	C367-2	Retainer (RH) . . . . .	X	1
32	C238-18	Frame (RH; attach with item 31 to chin [item 47] using item 44)	X	1
33	MS20470AD3	Rivet . . . . .	X	8
34	A414-2	Angle (RH) . . . . .	X	1
	A414-1	Angle (LH, not shown) . . . . .	X	1
35	C238-3	Door Jamb (LH, forward; attach to cabin using items 25, 44, 33, and 34) . . . . .	X	1
36	C211-3	Gusset . . . . .	X	2
37	C238-34	Spacer (LH and RH, 0.118 in. [3mm] or 0.125 in. thick polycarbonate. Attach to items 18 and 35 using item 44.)	X	2
38	C238-27*	Retainer (LH) . . . . .	X	1
	C238-28*	Retainer (RH; not shown) . . . . .	X	1
39	C367-8*	Retainer (RH) . . . . .	X	1
40	C367-7*	Retainer (LH) . . . . .	X	1
41	NAS1149FN832P	Washer . . . . .	X	4
42	C238-17	Frame (LH; attach with item 43 to chin [item 47] using item 44)	X	1
43	C367-1	Retainer (LH) . . . . .	X	1
44	MS20426AD3	Rivet (flush) . . . . .	X	56
45	D661-1	Spacer (LH and RH, 0.118 in. [3mm] or 0.125 in. thick polycarbonate. Attach to items 18 and 35 using item 44.)	X	2
46	C367-5*	Retainer (LH) . . . . .	X	1
47	C272-1	Chin . . . . .	X	1
48	NAS9301B-4-03	Rivet (blind) . . . . .	X	2
49	C358-2	Support (Ref)		
50	C366-6	Cap . . . . .	X	1
51	NAS1149FN832P	Washer . . . . .	X	A/R
52	B270-1	Sealant . . . . .	X	A/R
53	NAS620-5	Washer . . . . .	X	A/R
54	D805-2	Restraint (LH and RH. Use item 52 to fill gap between items 13, 54, and 4. To retrofit earlier R44s, order item 56.) . . . . .	X	2

NOTES \* Earlier R44s.

Continues



FIGURE AND INDEX NUMBER	PART NUMBER	DESCRIPTION	PARTS AVAIL	QTY PER ASSY
WINDSHIELD INSTALLATION (Cont'd)				
52-13-55	B270-26	Sealant (polysulfide, 2-part, 4-oz. tube) . . . . .	X	A/R
	B270-13	Sealant (silicone, 3-oz. tube) . . . . . * * *	X	A/R
56	KI-125	R44 Forward Door Restraint Installation Kit . . . . .	X	A/R
NOTES				

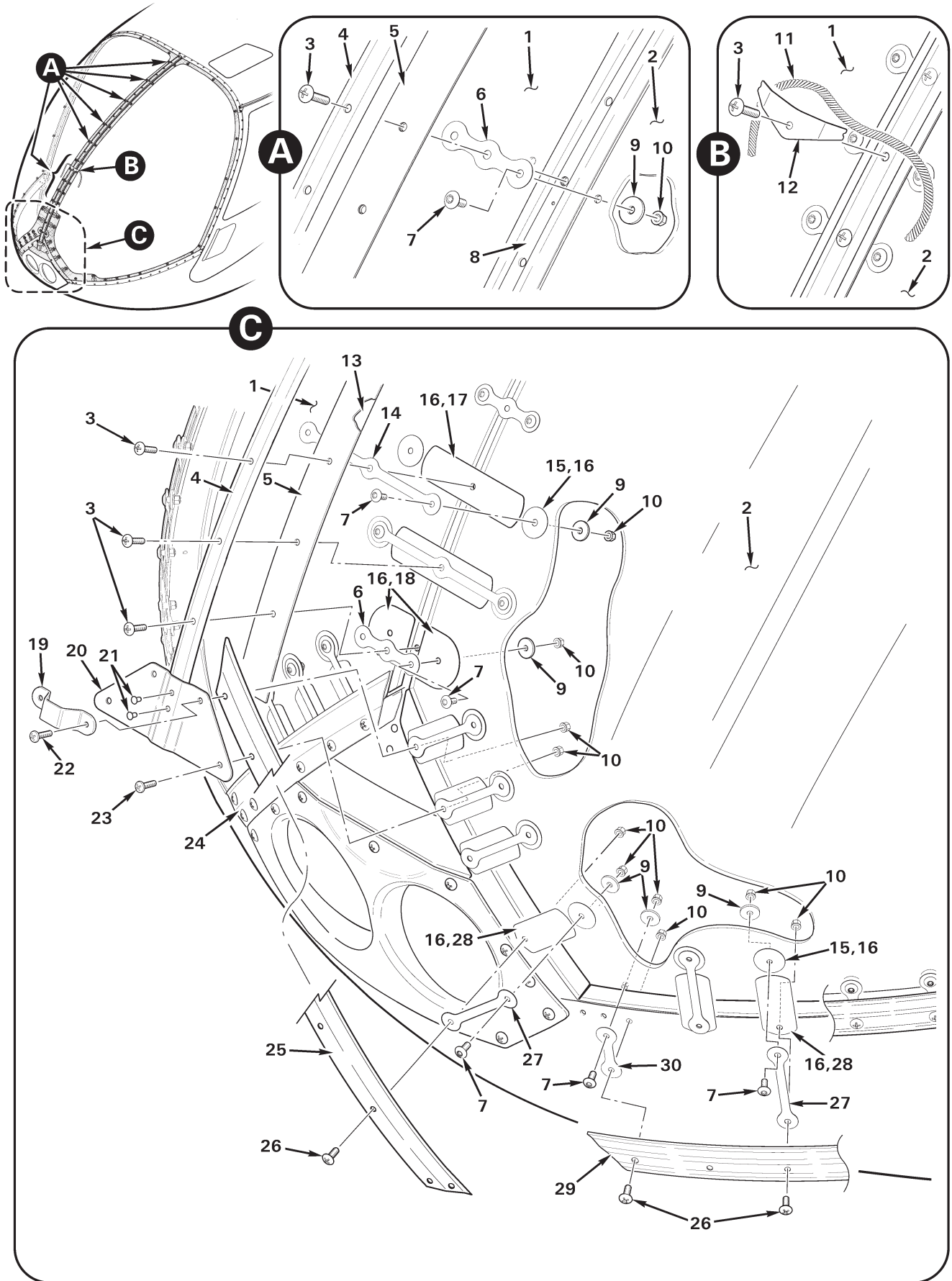


FIGURE AND INDEX NUMBER	PART NUMBER	DESCRIPTION	PARTS AVAIL	QTY PER ASSY
		<b>WINDSHIELD INSTALLATION – IMPACT-RESISTANT (POLYCARBONATE)</b>		
52-17-1	C274-6*	Windshield** (Polycarbonate; RH, clear. Install using item 16. Also order item 31, as required.) . . . . .	X	1
	C274-8*	Windshield** (Polycarbonate; RH, tinted. Install using item 16. Also order item 31, as required.) . . . . .	X	1
2	C274-5*	Windshield** (Polycarbonate; LH, clear. Install using item 16. Also order item 31, as required.) . . . . .	X	1
	C274-7*	Windshield** (Polycarbonate; LH, tinted. Install using item 16. Also order item 31, as required.) . . . . .	X	1
3	AN526C832R12	Screw (do not substitute MS27039 screws) . . . . .	X	22
4	C367-12***	Stiffener (Ref)		
5	C367-10	Retainer (Ref)		
6	G367-2	Tie . . . . .	X	12
7	B526-6	Screw (do not substitute MS27039 screws) . . . . .	X	68
8	C367-9***	Retainer (Ref)		
9	C141-25	Washer . . . . .	X	68
10	MS21042L08	Nut . . . . .	X	68
11	–	Yaw String (Ref; yarn, white acrylic, source locally. 0.10-inch dia., 3-inch length each side of clip.)		
12	B295-2	Clip – Yaw String (install 7th screw from bottom) . . . . .	X	1
13	C367-11***	Tape (Ref)		
14	G367-11	Tie . . . . .	X	2
15	G367-15*	Pad . . . . .	X	16
16	B270-26	Sealant (polysulfide, 2-part 4-oz. tube) . . . . .	X	A/R
17	G367-13*	Tab . . . . .	X	2
18	G367-14*	Pad . . . . .	X	2
19	C366-5***	Bracket (Ref)		
20	C366-8***	Retainer (Ref)		
21	MS20470AD4***	Rivet (Ref)		
22	MS27039C0810***	Screw (Ref)		
23	MS27039C0809	Screw . . . . .	X	2
24	C367-8***	Retainer (RH, Ref)		
25	C367-7***	Retainer (LH, Ref)		
26	AN526C832R8	Screw (Ref)		
27	G367-10	Strap . . . . .	X	12
28	G367-12*	Tab . . . . .	X	12

NOTES \* Refer to R44 MM § 27-32 for replacement procedures.  
 \*\* See Figure 99-15 for shipping box.  
 \*\*\* See Figure 52-15.

Continues

FIGURE AND INDEX NUMBER	PART NUMBER	DESCRIPTION	PARTS AVAIL	QTY PER ASSY
WINDSHIELD INSTALLATION – IMPACT-RESISTANT (POLYCARBONATE) (Cont'd)				
52-17-29	C367-5*	Retainer (LH, Ref)		
	C367-6*	Retainer (RH, Ref)		
30	G367-1	Strap . . . . .	X	28
31	MT084-1.CS	Paint Templates – Sheet (Apply trim paint using paint templates per R44 MM § 27-32 Part G when replacing windshield[s] or if otherwise required. One sheet accommodates layout for two RH & two LH windshields. For use with R22-series, R44-series, and R66 helicopters equipped with polycarbonate windshields. Not shown.) . . . .	X	A/R

NOTES \* See Figure 52-15.

Intentionally Blank

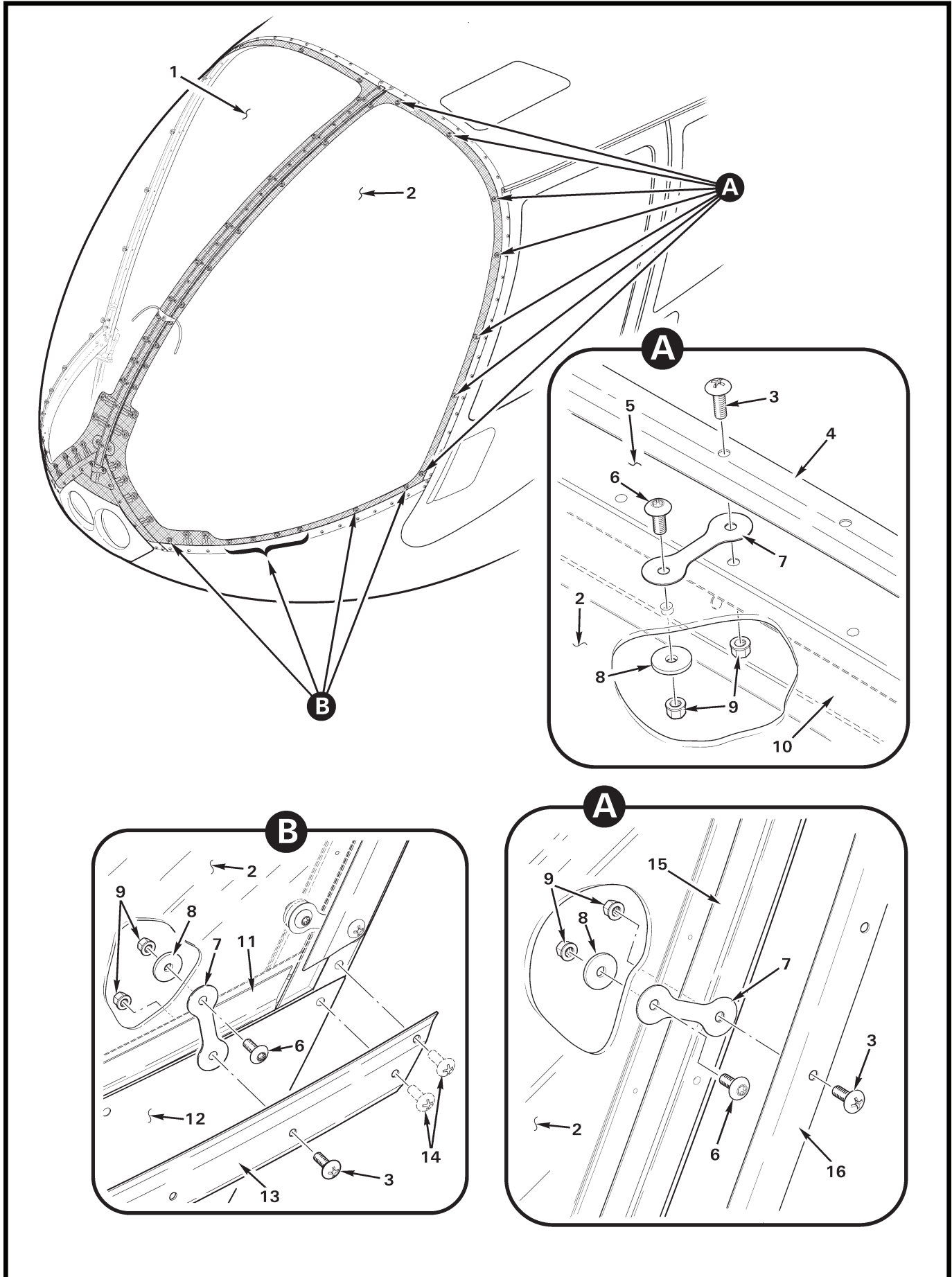


FIGURE AND INDEX NUMBER	PART NUMBER	DESCRIPTION	PARTS AVAIL	QTY PER ASSY
		<b>WINDSHIELD INSTALLATION – IMPACT-RESISTANT (POLYCARBONATE)</b>		
52-21-1	C274-6*	Windshield (Ref; Polycarbonate; RH, clear)		
	C274-8*	Windshield (Ref; Polycarbonate; LH, clear)		
2	C274-5*	Windshield (Ref; Polycarbonate; RH, tinted)		
	C274-7*	Windshield (Ref; Polycarbonate; LH, tinted)		
3	AN526C832R8	Screw (do not substitute MS27039 screws) . . . . .	X	60
4	C238-29**	Retainer (Ref)		
5	C273-1**	Roof (Ref)		
6	B526-6	Screw (do not substitute MS27039 screws) . . . . .	X	68
7	G367-1	Strap . . . . .	X	28
8	C141-25	Washer . . . . .	X	68
9	MS21042L08	Nut . . . . .	X	68
10	C238-16**	Frame (forward, roof; Ref)		
11	C367-1**	Retainer (LH, Ref)		
	C367-2**	Retainer (RH, Ref)		
12	C272-1**	Chin (Ref)		
13	C367-5**	Retainer (LH, Ref)		
	C367-6**	Retainer (RH, not shown; Ref)		
14	AN526832R9**	Screw (Ref)		
15	C238-3**	Door Jamb (LH, Ref)		
16	C238-27**	Retainer (LH, Ref)		
	C238-28**	Retainer (RH, Ref)		

NOTES \* See Figure 52-19.  
 \*\* See Figure 52-15.

Intentionally Blank